

Committee(s):	Date(s):
City Bridge Trust	15 th May 2014
Subject: Grant Applications Statistical Report	Public
Report of: Chief Grants Officer	For decision
Summary	
<p>This paper summarises applications received and action taken under your grants programmes in 2014/15. 34 applications will be dealt with at today's meeting, including 13 grant recommendations and 6 grants to be noted as approved by delegated authority for a total recommended sum of £1,292,750. This leaves £12,313,562 remaining on your grants budget for 2014/15.</p>	
Recommendations	
<p>Members are asked to:</p> <ul style="list-style-type: none"> • Note the report • Consider the grant recommendations in the subsequent annexes 	

Main Report

Background

- 1.1 This paper summarises action taken in 2014/15 on grant applications received under your Working with Londoners and Investing in Londoners grants programmes. It charts overall spend against your current year grants budget, grants made by programme outcomes, action taken on applications received and a summary of today's recommendations. City Bridge Trust committee also receives an annual statistical report which provides more details of the trends seen over the year. Your last annual statistical report was received in November 2013.
- 1.2 City Bridge Trust grants are awarded in line with your policy guidance which includes the priorities and exclusions that were ratified for the Trust by the Court of Common Council, in July 2013.

Grants budget 2014/15

- 2.1 34 applications will be dealt with at today's meeting of which 13 are recommended for a grant today and 6 are to be noted as approved by delegated authority, for a total recommended sum of £1,292,750. The implications of today's recommendations are shown in Table 1 against the original grants budget for 2014/15.
- 2.2 If you agree the applications recommended for a grant today this will leave £12,313,562 unspent on your grants budget for 2014/5. As instructed at your

April meeting, officers are currently seeking approval for the carry forward into 2014/15 of the £3,533,480 remaining from your 2013/14 grants budget.

Table 1: Overall spend against 2014/15 budget

	Grants budget	Grants spend
Original Grants Budget	£14,950,000	
Write-Backs & Revocations	£28,722	
Total Budget Available	£14,978,722	

Previous committee meetings		
April 2014		£1,372,410
Sub-total approved spend		£1,372,410
Remaining budget	£13,606,312	

Today's recommendations		
May 2014		
Working with Londoners		£113,500
Investing in Londoners		£1,179,250
Total May 2014		£1,292,750
Total annual spend		£2,665,160
Remaining budget	£12,313,562	

- 2.3 It should also be noted that an additional £1m was allocated to be spent via this Committee in 2014/15 for an initiative called 'the Employability Initiative' which you approved at your meeting in November 2012. These figures are not included in the table above.

Grants made by outcome area this financial year

- 3.1 This month the final pending application under your old Working with Londoners programmes has been recommended for a grant. Given that there were only 2 outstanding Working with Londoners applications for decision this financial year, these have not been included in the outcome area analysis below. A full summary of the programme will, however, be included in your annual statistical report. Table 2 shows the breakdown of grants awarded this financial year by outcome area under your Investing in Londoners grant programmes. Charts 1 and 2 show the proportion of grants awarded, including today's recommendations by outcomes area. Chart 1 is based on the number of grants awarded and Chart 2 is based on the value of grants awarded.

Table 2: Grant approvals by outcome area (Investing in Londoners)

Fund/Program	Number of grants			Value of grants		
	Year to date	Today	Total	Year to date	Today	Total
English for Speakers of Other Languages	0	1	1	£0	£63,500	£63,500
Improving Londoner's mental health	1	1	2	£38,000	£120,000	£158,000
Improving London's environment	1	0	1	£49,050	£0	£49,050
Making London more inclusive	2	3	5	£250,750	£195,000	£445,750
Access audit	1	2	3	£4,500	£6,800	£11,300
Making London safer	0	1	1	£0	£60,000	£60,000
Older Londoners	2	1	3	£50,660	£2,850	£53,510
Reducing poverty	1	1	2	£150,000	£165,000	£315,000
Resettlement and rehabilitation of offenders	1	2	3	£120,400	£247,700	£368,100
Strengthening London's voluntary sector	1	2	3	£146,900	£241,900	£388,800
Arts apprenticeships	1	0	1	£4,000	£0	£4,000
Partnership programmes - hardship funds	0	0	0	£0	£0	£0
London youth quality mark	0	0	0	£0	£0	£0
Eco-audits	2	2	4	£6,400	£4,000	£10,400
Strategic initiatives	2	2	4	£411,750	£72,500	£484,250
Exceptional grants	0	0	0	£0	£0	£0
Grand total	15	18	33	£1,232,410	£1,179,250	£2,411,660

Chart 1: % grants awarded by outcome area this financial year (by number of grants)

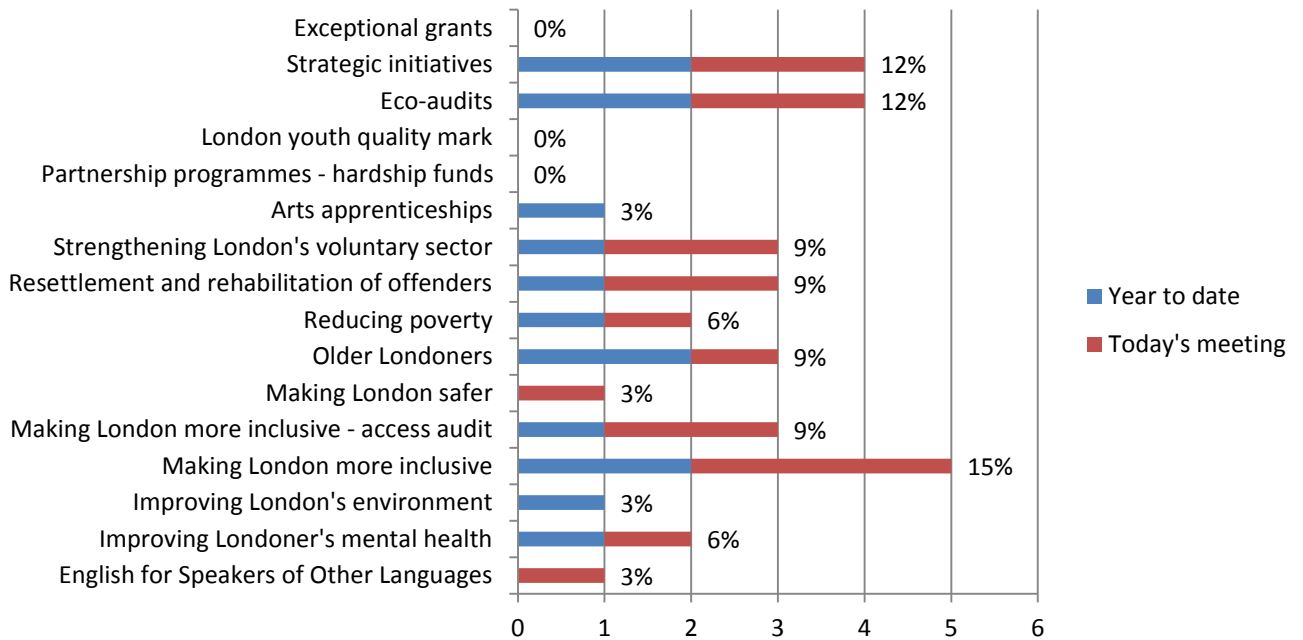
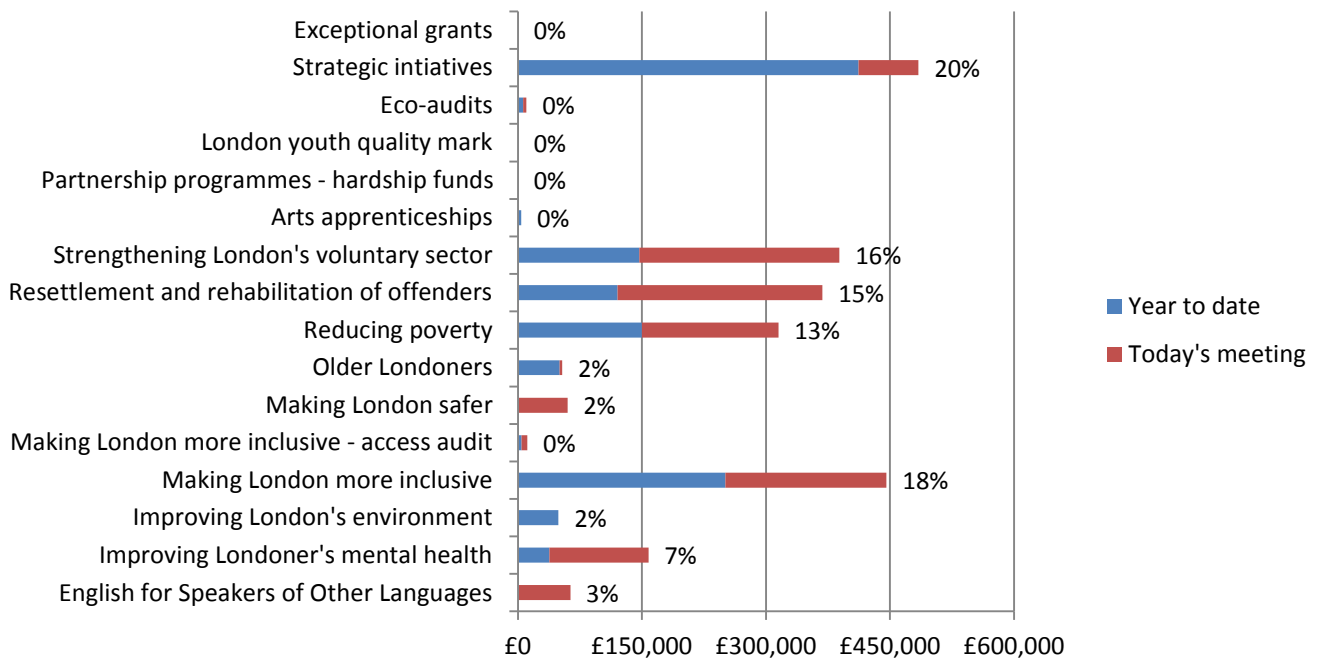


Chart 2: % grants awarded by outcome area this financial year

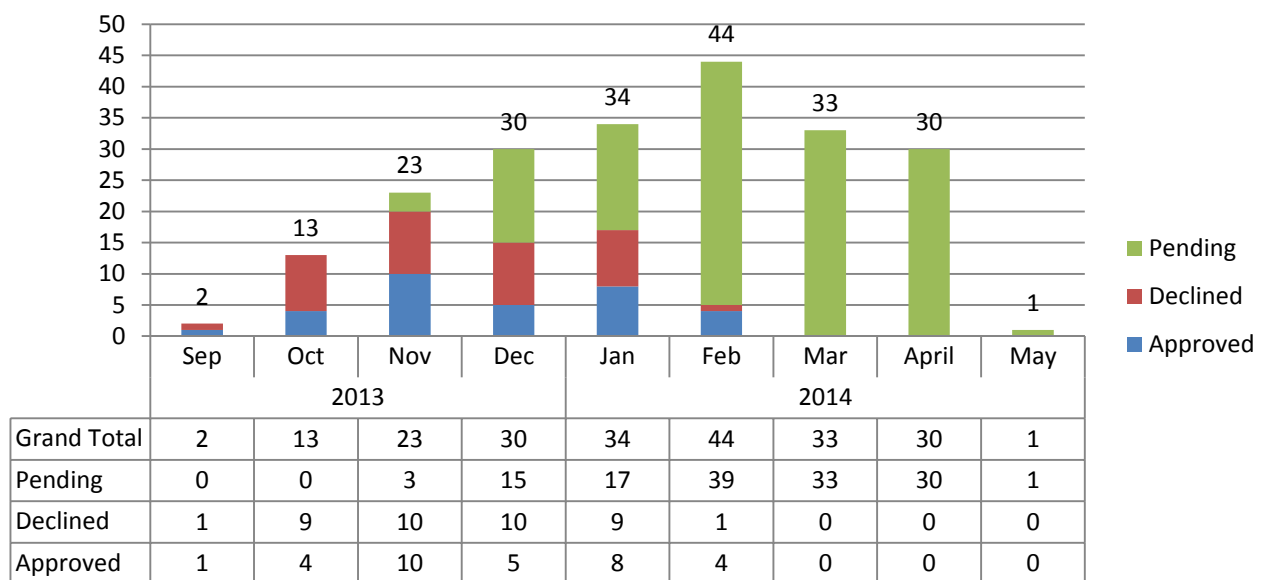


3.2 A large proportion of grants, by number and value, have been made under Making London More Inclusive. This may reflect the wide range of this programme as there are several different priorities under which organisations can apply. It is also a well-established City Bridge Trust programme, similar to Older Londoners, Strengthening London’s Voluntary Sector and Resettlement and Rehabilitation of Offenders which have also seen relatively high numbers of grants. It is however notable that the value of grants made under Older Londoners is lower: these tend to be small grants for small local projects. It is interesting to see that there is a comparatively high number and value of grants approved under Reducing Poverty, one of your newer programmes, which seems to have been well received. The proportion of grants awarded as strategic initiatives is comparatively high. This reflects the recent focus on more strategic work that has been detailed in previous Chief Grants Officer reports. Given the early point in the financial year however, any analysis of trends should be treated with caution.

Applications received since the launch of Investing in Londoners

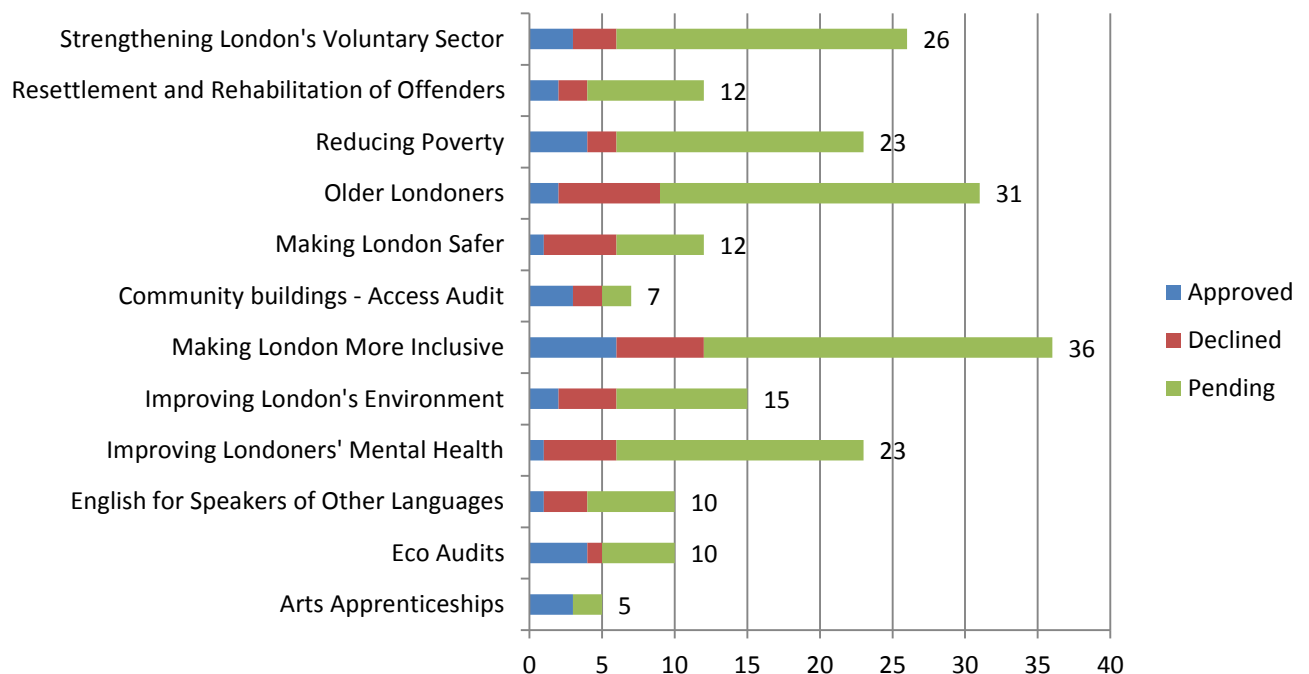
4.1 Chart 3 shows the number of applications received by month and the action taken (excluding strategic initiatives and partnership programmes) since the launch of Investing in Londoners in September 2013. Please note that applications for decision at today’s meeting are still classified as ‘pending’. Application numbers are growing steadily, with a peak of 45 applications received in February. This is similar to the previous year, possibly due to organisations aiming to submit applications before the start of their new financial year.

Chart 3: Applications received by month and action taken since Investing in Londoners launch in September 2013



4.3 Chart 4 summarises the number of applications received by outcome area since Investing in Londoners was launched in September 2013 (excluding strategic initiatives and partnership programmes). Please note that applications for decision at today's meeting are still classified as 'pending'. In line with the analysis of grants awarded, this shows that there are high numbers of applications under Strengthening London's Voluntary Sector, Older Londoners and Making London More Inclusive. However it is positive to see that more 'pending' applications are coming through in areas where fewer grants have been awarded such as Improving Londoner's Mental Health and Making London Safer. Higher numbers of rejections can be observed under Older Londoners and Making London More Inclusive – however this is simply a reflection of the higher numbers of applications for these programmes and does not necessarily reflect a higher rejection rate.

Chart 4: Investing in Londoners applications received by outcome area and action taken since launch in Sept 2013



Today's applications

5.1 34 applications will be dealt with at today's meeting. Table 3 notes the type of action recommended. Full details of each of these applications are shown in separate sections later on in your papers.

Table 3: Action to be taken on applications today

Action to be taken	Number	Working with Londoners	Investing in Londoners
Applications recommended for grant	13	1	12
Funding approved by delegated authority <£5k (to note)	5	0	5
Funding approved by delegated authority <£25k (to note)	0	0	1
Applications recommended for rejection	14	0	14
Withdrawn applications (to note)	1	0	1
Applications lapsed (to note)	0	0	0
Total applications	34	1	33

Jemma Grieve Combes

Grants Officer

T: 020 7332 3174

E: jemma.grievcombes@cityoflondon.gov.uk